



All New students must take the 『Information Security Training』



Information Security Training for New Students <https://ist.nagoya-u.ac.jp/> When you pass on Information Security Training, for New Students campus information service becomes available.

① Access Information Security Training <https://ist.nagoya-u.ac.jp/>

①

or QR code



② Enter your Nagoya University ID to login.

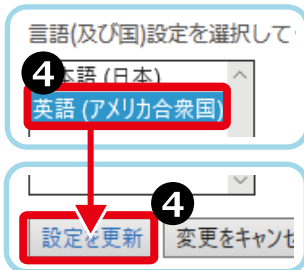
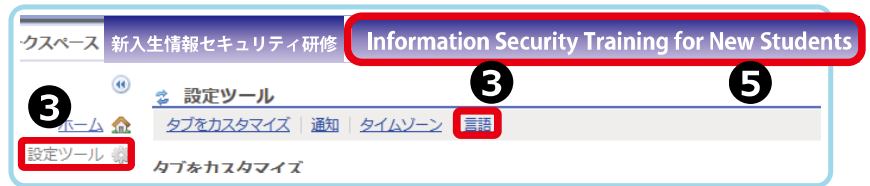
②

名古屋大学ID: Nagoya University ID ログイン

②

③ Click "設定ツール (Setup Tools)" and then "言語 (Language)"


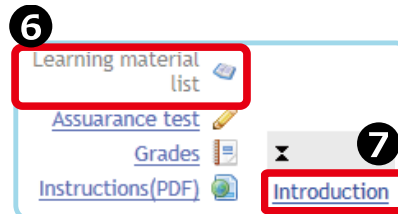
④ Select "英語 (English)" then click "設定を更新 (Update Settings)"



⑤ Click "Information Security Training for New Students"

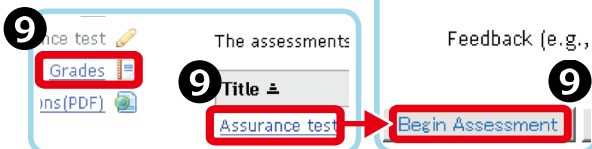
⑥ Click "Learning material list"

⑦ Click "Introduction"



⑧ Read all the contents of the Chapters carefully and understand them!

⑨ Take the Assurance test



The training is a pass to take more than 80 points.



★Steps to take the Information Security Training of information media studies systems using the terminal.
Enter 'ist' 'ist', [User name] in [Password] on the login screen. Log in to the terminal, take the Information Security Training for New Students.

